
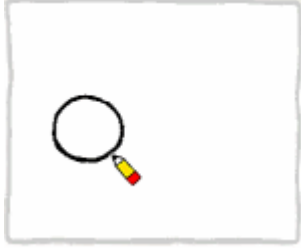


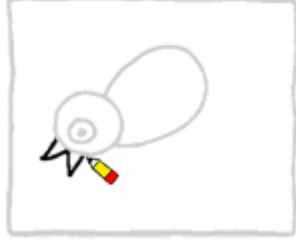










How To Draw A Penguin

Schneide unten die Sätze zur Mal-Anleitung aus und klebe sie unter das richtige Bild.

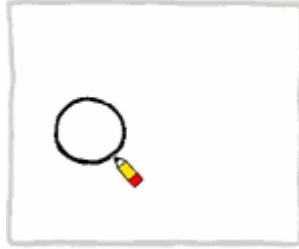
 <p>Draw a box like this.</p>		
		
		 <p>Add some action lines. This shows your penguin is jumping off the rocks.</p>
		 <p>The tiny shrimp-like animals in the water are krill. Penguins love to eat krill.</p>
<p>Draw a circle for the eye. Draw a fat dot in the middle.</p>	<p>Add the body to your penguin's head.</p>	<p>Draw the letter "W" for your penguin's beak.</p>
<p>Draw a circle right here. It's for your penguin's head.</p>	<p>Draw a zigzag line for its tail and its flipper.</p>	<p>Now colour your penguin with your very own colours.</p>
<p>Draw a few large rocks.</p>	<p>Add a small letter "M" for your penguin's feet.</p>	<p>Draw the water like this. Your penguin is diving for something to eat.</p>



Lösung:



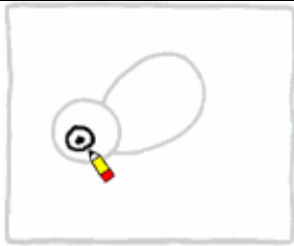
Draw a box like this.




Draw a circle right here.
It's for your penguin's head.



Add the body to your penguin's head.



Draw a circle for the eye.
Draw a fat dot in the middle.



Draw the letter "W" for your penguin's beak.



Draw a zigzag line for its tail
and its flipper.



Add a small letter "M" for your penguin's feet.




Draw a few large rocks.



Add some action lines.
This shows your penguin is jumping off the rocks.



Draw the water like this.
Your penguin is diving for something to eat.



Now colour your penguin with your very own colours.



The tiny shrimp-like animals in the water are krill. Penguins love to eat krill.